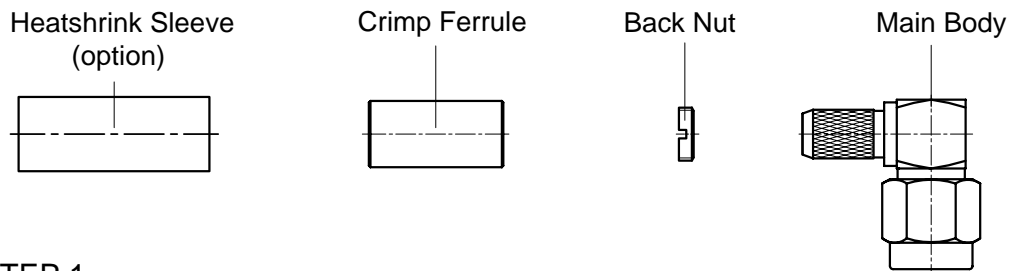
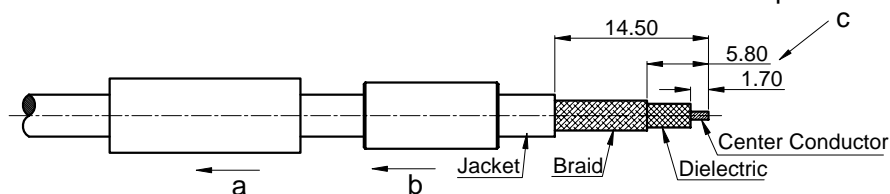


P/N: 60-13-1M18-017 (REV. B)

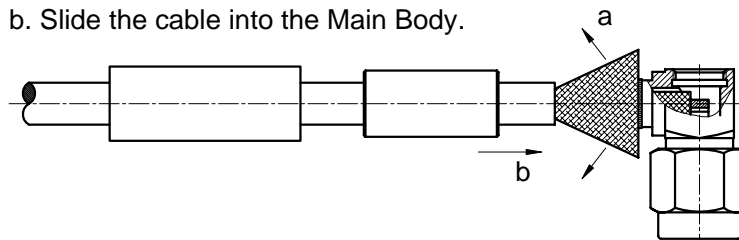
Description: SMA Right Angle Male Crimp for LMR195/RG58 Cable

**STEP 1**

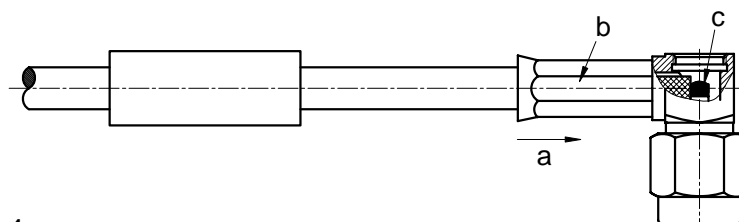
- Slide the Heatshrink Sleeve onto the cable (option).
- Slide the Crimp Ferrule onto the cable.
- Strip the cable according to the dimensions as below.
Attention: The LMR195 Cable must remove the aluminum tape.

**STEP 2**

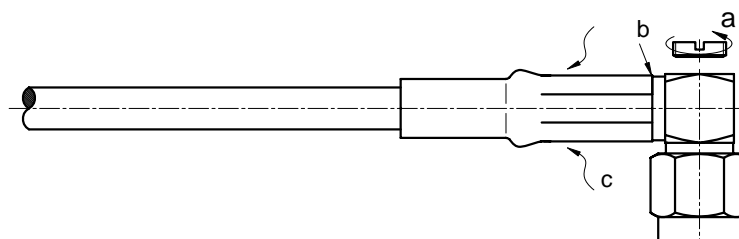
- Fan the braid.
- Slide the cable into the Main Body.

**STEP 3**

- Slide the Crimp Ferrule over the braid.
- Crimp the Crimp Ferrule with crimping tool (5.4mm HEX.).
- Solder the cable's inner conductor.

**STEP 4**

- Screw the Back Nut onto the Main Body.
- Cut the excess of braid if necessary.
- Slide the Heatshrink Sleeve over the Crimp Ferrule and heatshrink it in place (option).



Note: Dimensions in millimeters (mm).